

Zambia National Malaria Control Centre

Monitoring and Evaluation Newsletter



Issue No. 5: Fourth Quarter 2010

Welcome to the Monitoring and Evaluation (M&E) Newsletter of the [Zambia National Malaria Control Centre \(NMCC\)](#). The newsletter is produced by malaria control partners to exchange information and news relevant to malaria control progress in the country.

We encourage you to contact us at the NMCC with ideas, success stories, and features relevant for sharing with the national malaria M&E community.

Inside this issue:

- RBM Global Board Meeting
- MIS 2010 Launched
- ITN Planning for 2011
- IRS Activities
- Upcoming events
- Lusaka District QA
- Surveillance, M&E Trainings

Honourable Vice President George Kunda Officially Opens Participants to the RBM Executive Board Meeting



Vice President Kunda

Global malaria partners gathered at Mulungushi International Conference Centre in Lusaka in December on the occasion of the 19th Roll Back Malaria (RBM) Executive Board Meeting. The Honorable Vice President George Kunda welcomed participants encouraging them to focus on strengthening the partnership and continue the great strides in malaria control as witnessed by the progress in the Zambia malaria control program. The Honorable Minister of Health Kapembwa Simbao, current Chair of the RBM Executive Board, and the Executive Secretary of RBM Secretariat, Dr. Awa Marie Coll-Seck, also presided over activities. The RBM Board meeting occurs twice yearly to guide the global malaria community on pertinent issues related to malaria control. Proceedings of the RBM Board Meeting are available on the [RBM website](http://www.rollbackmalaria.org/mechanisms/boardmeetings.html) (<http://www.rollbackmalaria.org/mechanisms/boardmeetings.html>).

Prior to the Board Meeting, Zambia National Malaria Control Programme hosted a Malaria Market Place session to showcase prominent initiatives in the global malaria community, including progress in malaria vaccine development, Elimination Eight (E8) in the Southern Africa Region, and MalEra consortium's efforts to catalogue malaria eradication issues and thematic areas. The NMCC, together with the private sector, presented recent accomplishments in malaria control.



Partner's corner – United Nations Development Programme (UNDP)



UNDP has assumed the role of Principal Recipient for the Global Fund malaria portfolio during the next transitional phase of Global Fund operations in Zambia. UNDP signed contracts with the Global Fund, recruited key staff, and coordinated with the Ministry of Health for continuation of malaria expenditures through the Global Fund resources. Operational budgets have been reprogrammed for the remaining funding for malaria grants. Priorities for 2011 include supporting critical commodities procurements for the remaining Round 4 and Round 7 which begin with approximately 580,000 ITNs to be procured in early 2011 and expected arrival in third quarter 2011 from remaining Round 4 funds.

Malaria Indicator Survey 2010 Launched by the Honourable Minister Kapembwa Simbao

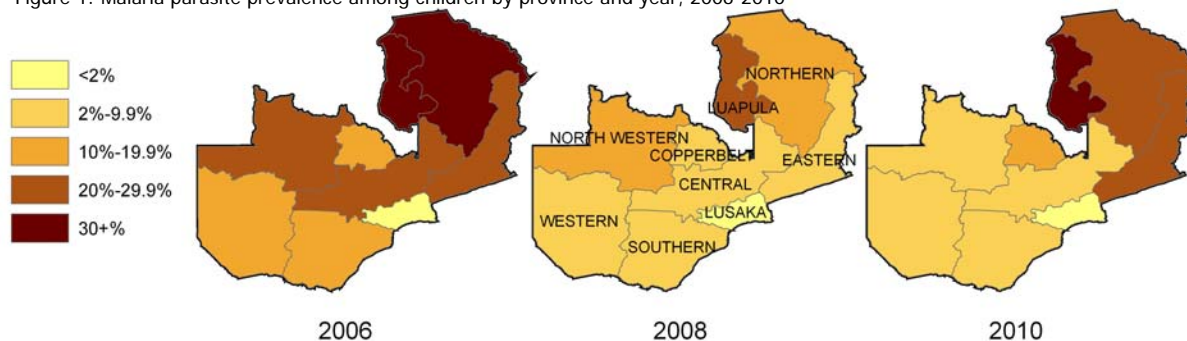


Health Minister Simbao

The 3rd National Malaria Indicator Survey (MIS) was launched by the Honorable Minister of Health Kapembwa Simbao at Chaminuka Lodge in December. The MIS 2010 is a benchmarking report for the National Malaria Control Program, providing estimates of coverage for malaria interventions and burden of malaria among children.

Important findings reveal that while malaria remains low in many parts of the country, since 2008 Northern, Eastern and Luapula provinces in particular suffered from stagnating or reduced levels of ITNs and increased levels of parasitemia. Figure 1 presents provincial level malaria parasite prevalence estimates for children tested by slide microscopy from the 2006, 2008 and 2010 MISs. These results are being used to develop a stratification of the malaria epidemiologic zones for guiding recommendations of the Malaria Program Review and the next National Malaria Strategic Plan 2011-2015. The full MIS 2010 report, Fact Sheet and Technical Brief are available on the [NMCC website](http://www.nmcc.org.zm) (www.nmcc.org.zm).

Figure 1: Malaria parasite prevalence among children by province and year, 2006-2010



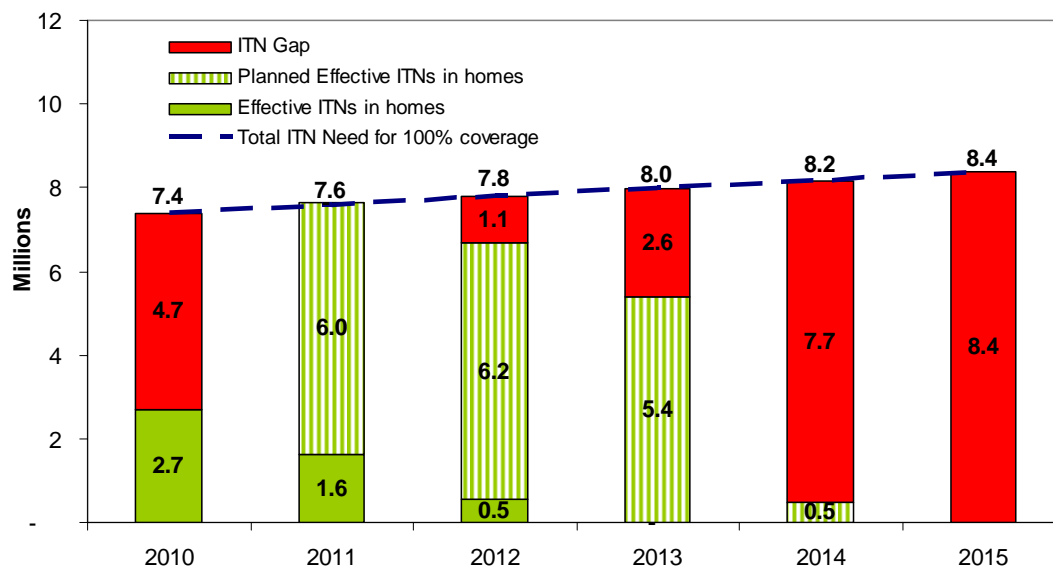
Insecticide-Treated Net (ITN) Planning for 2011



Cecilia Katebe
ITN Specialist

During 4th Quarter 2010, NMCC and partners are coordinating incoming ITN procurements which are due early in 2011. Several partners have ITN procurements in the pipeline to fill the existing ITN gap, including the World Bank (800,000 ITNs due in January), the Global Fund Round 4 (454,000 ITNs due in February), DfID (1,000,000 ITNs due in February), and PMI (1,400,000 ITNs due in April/May). Additional procurements are planned for arrival later in the year totaling a possible 5.3 million ITNs for 2011, more than any year in the history of the malaria control programme. Figure 2 projects ITN needs, planned procurements, distributions,

and remaining gaps for the 5-years period 2011-2015. Assuming a decay rate of ITNs of 8% during their first year out, 20% during the second year out, 50% during their third year out and 100% after three years, this suggests substantial ITN gaps will begin to accrue from 2012. These estimates are available at NMCC in the 2011 ITN Forecast.



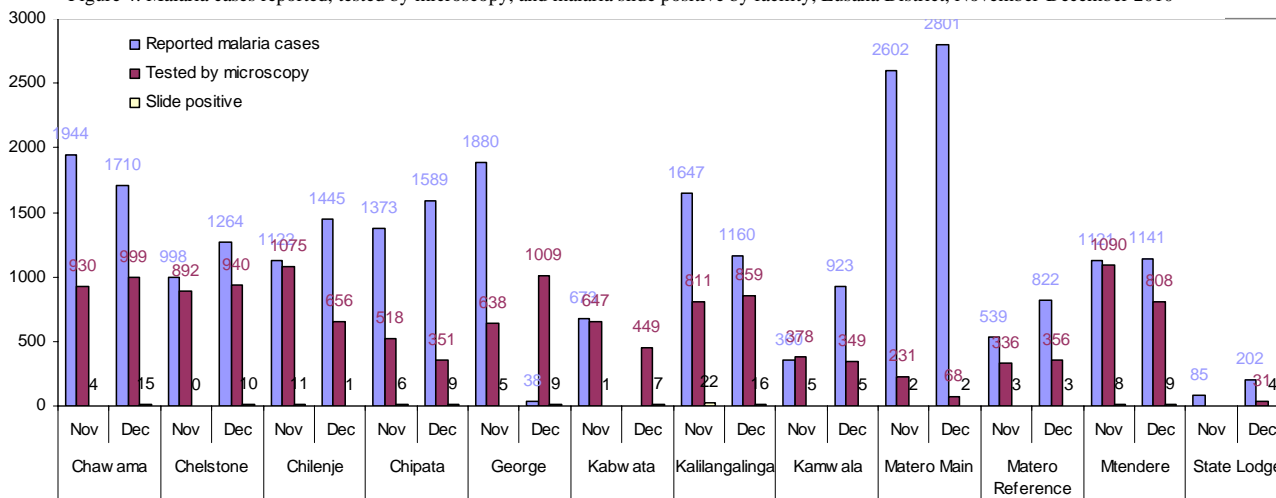
District Basket—Lusaka Microscopy Quality Assurance Program Takes Off



Moonga Hawela,
Parasitologist

NMCC and Lusaka District have teamed up to introduce a systematic malaria laboratory quality assurance (QA) program for 28 public health facilities, 15 with associated lab staff for malaria microscopy and 13 using RDT-only parasitological confirmation. Beginning in November 2010, all positive slides are being kept and re-read by a QA supervisory team from district and national level. Information on malaria testing and positivity rates, as well as malaria reporting through HMIS, are being recorded to demonstrate the level of actual parasitologically-confirmed malaria, and likely treated as malaria, for the district. After two months of activities and reporting, Figure 4 presents numbers of reported malaria cases, numbers tested by microscopy and numbers parasitologically confirmed positive by microscopy at the facility level. For November and December 2010, most facilities reported less than 20 confirmed slide positive cases per month. Despite this, several thousand malaria cases were reported. Slide positivity rates for were on average less than 2% for each facility. Lusaka laboratory staff are beginning to request travel histories for positive cases to isolate whether the positive case may be local transmission or whether it was an imported case.

Figure 4: Malaria cases reported, tested by microscopy, and malaria slide positive by facility, Lusaka District, November-December 2010



Malaria Surveillance, M&E Trainings slated for 2011



Mercy Mwanza-Ingwe
Surveillance Specialist

NMCC has developed an extensive set of malaria surveillance priorities for 2011. Trainings on malaria surveillance, monitoring and evaluation are planned for 2011 including capacity building at district level for standardizing malaria case definitions (Figure 5). NMCC has also developed a program for expanding the rapid reporting of malaria testing and case confirmations via mobile-phone based reporting to complement HMIS data. Piloting is scheduled to begin during first quarter 2011.

Figure 5: Standard malaria case definitions framework and HMIS reporting forms

